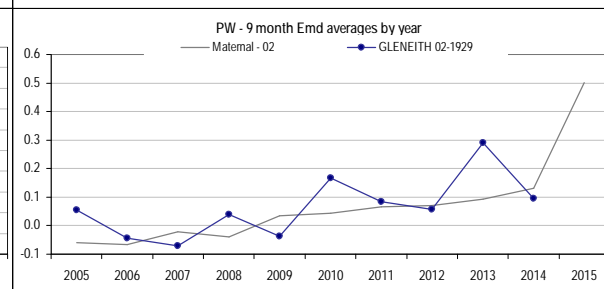
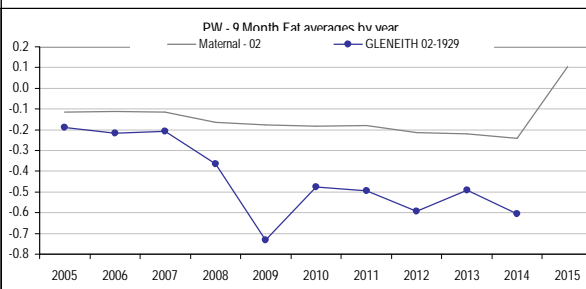
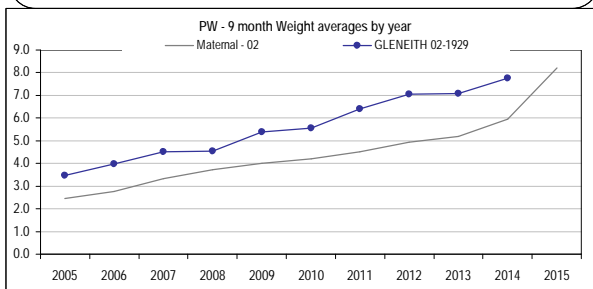
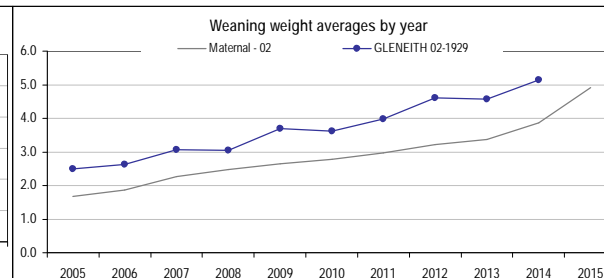
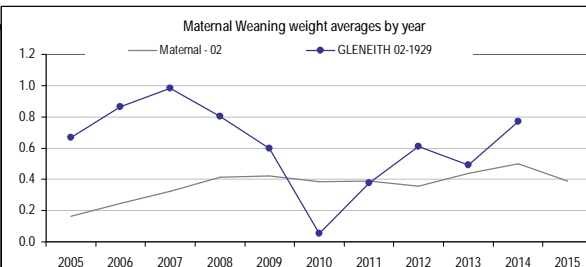
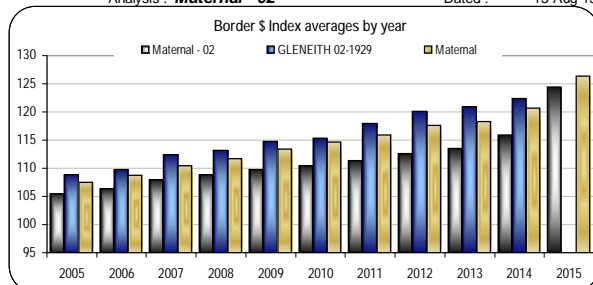


GLENEITH
WESLEY KEMBER
 02-1929

SHEEP GENETICS



Analysis : **Maternal - 02** Dated : 15-Aug-15

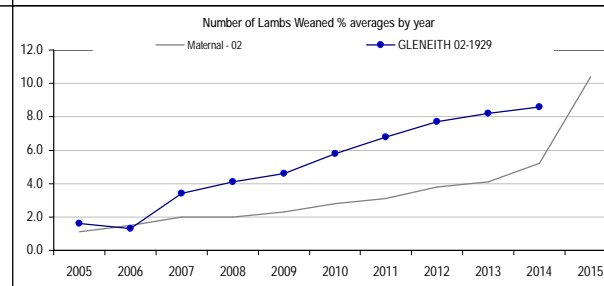


| Maternal - 02 | | | | | | | | | | | |
|------------------|------|------|------|-------|-------|-------|------|-------|-------|-----------|--------|
| | MWWT | WWT | PWWT | PFAT | PEMD | YGFW% | NLW% | YNLW% | PFEC | Border \$ | Counts |
| 2006 | 0.24 | 1.88 | 2.77 | -0.11 | -0.07 | 2.5 | 1.5 | 1.3 | 0.0 | 106.3 | 17283 |
| 2007 | 0.32 | 2.26 | 3.33 | -0.12 | -0.02 | 3.0 | 2.0 | 1.6 | 0.0 | 108.0 | 17171 |
| 2008 | 0.41 | 2.48 | 3.74 | -0.16 | -0.04 | 3.3 | 2.0 | 1.7 | 0.0 | 108.9 | 16130 |
| 2009 | 0.42 | 2.65 | 4.00 | -0.18 | 0.03 | 3.0 | 2.3 | 1.9 | 0.0 | 109.8 | 15330 |
| 2010 | 0.39 | 2.78 | 4.21 | -0.18 | 0.04 | 3.2 | 2.8 | 2.2 | 0.0 | 110.4 | 16621 |
| 2011 | 0.39 | 2.97 | 4.52 | -0.18 | 0.07 | 3.4 | 3.1 | 2.4 | 0.0 | 111.4 | 17883 |
| 2012 | 0.36 | 3.22 | 4.95 | -0.21 | 0.07 | 4.0 | 3.8 | 2.9 | 0.0 | 112.6 | 17400 |
| 2013 | 0.44 | 3.36 | 5.18 | -0.22 | 0.09 | 4.2 | 4.1 | 3.2 | 0.0 | 113.5 | 15193 |
| 2014 | 0.50 | 3.87 | 5.94 | -0.24 | 0.13 | 4.9 | 5.2 | 4.0 | 0.0 | 116.0 | 11540 |
| 2015 | 0.39 | 4.92 | 8.22 | 0.10 | 0.50 | 5.5 | 10.4 | 9.6 | 0.0 | 124.4 | 1251 |
| GLENEITH 02-1929 | | | | | | | | | | | |
| | MWWT | WWT | PWWT | PFAT | PEMD | YGFW% | NLW% | YNLW% | PFEC | Border \$ | Counts |
| 2006 | 0.87 | 2.64 | 3.96 | -0.22 | -0.04 | 5.9 | 1.3 | 1.5 | -5.5 | 109.7 | 472 |
| 2007 | 0.98 | 3.07 | 4.52 | -0.21 | -0.07 | 4.8 | 3.4 | 2.4 | -11.4 | 112.3 | 529 |
| 2008 | 0.80 | 3.05 | 4.55 | -0.37 | 0.04 | 5.0 | 4.1 | 2.6 | -8.4 | 113.1 | 594 |
| 2009 | 0.60 | 3.69 | 5.40 | -0.73 | -0.04 | 4.9 | 4.6 | 2.2 | -10.8 | 114.8 | 539 |
| 2010 | 0.06 | 3.63 | 5.55 | -0.48 | 0.17 | 5.0 | 5.8 | 3.4 | -6.3 | 115.4 | 584 |
| 2011 | 0.38 | 3.97 | 6.41 | -0.50 | 0.09 | 4.4 | 6.8 | 3.9 | -10.6 | 117.9 | 550 |
| 2012 | 0.61 | 4.61 | 7.06 | -0.59 | 0.06 | 4.1 | 7.7 | 4.8 | -9.9 | 120.1 | 638 |
| 2013 | 0.49 | 4.56 | 7.07 | -0.49 | 0.29 | 4.3 | 8.2 | 5.0 | -8.3 | 120.9 | 512 |
| 2014 | 0.77 | 5.14 | 7.76 | -0.61 | 0.10 | 4.7 | 8.6 | 5.4 | -10.7 | 122.4 | 586 |
| 2015 | | | | | | | | | | | 0 |

Linkage Summary

GLENEITH 02-1929

| | Linked |
|--------------|--------|
| Fleece | Yes |
| Weights | Yes |
| Carcase | Yes |
| FEC | No |
| Reproduction | Yes |



Ph 02 6773 2948 PO Box U254
 Fax 02 6773 2707 University of New England
info@lambplan.com Armidale NSW 2351
www.lambplan.com AUSTRALIA